
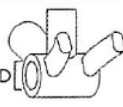


KAPIC ALUMINUM Axle compatibility chart

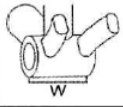

MTB STANDARD FRAME	AXLE		
Chainline 49 mm Q-Factor 163 mm	L135	L141	L144
KAPIC	✓		

MTB BOOST FRAME	AXLE		
Chainline 52 mm Q-Factor 169,5 mm	L135	L141	L144
KAPIC		✓	

KAPIC ALUMINUM 135 mm axle

Frame Cuadro	 Width (mm)	 Inner diam (mm)	Asymmetric NDS (mm)	Compatible BB Pedalier compatible	NDS - L						DS - R													
					Type A: 2.1 mm	Type B: 6.1 mm	Type C: 8.6 mm	Type D: 11.3 mm	Type E: 0.5 mm	Type F: 3 mm	Type A: 2.1 mm	Type B: 6.1 mm	Type C: 8.6 mm	Type D: 11.3 mm	Type E: 0.5 mm	Type F: 3 mm								
BSA - 68	68	BSA Thread	-	BSA30																				
BSA - 73	73	BSA Thread	37,75	BSA30	1																			
			39		2																2			
BB30 - 68	68	42	-	BB30			1	1																
BB30 - 73	73	42	-	BB30	1			1																
			37,75		2		1														1	2		
BB30 - 83	83	42	-	BB30				1	1															
BB84	84,5	42	-	BB30				1												1				
PF30 - 68	68	46	-	PF4630			1	1																
				UBB PF30			1																	
PF30 - 73	73	46	-	PF4630	1			1																
				UBB PF30	1				1	1												1		
				PF4630	2			1															1	2
				UBB PF30	2			1																2
PF30 - 83	83	46	-	PF4630				1	1															
				UBB 386																				1
BB89	89,5	41	-	PF4130				1																
BB92	92	41	43,5	PF4130																				
			44,75																					
CANNONDALE * Ai PF30A/73/83 BB30A/73/83					NOT COMPATIBLE																			

KAPIC ALUMINUM 141 mm axle

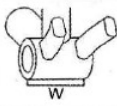
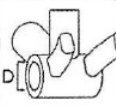
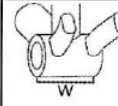
Frame Cuadro	 Width (mm)	 Inner diam (mm)	Asymmetric NDS (mm)	Compatible BB Pedalier compatible	NDS - L						DS - R														
					Type A: 2.1 mm	Type B: 6.1 mm	Type C: 8.6 mm	Type D: 11.3 mm	Type E: 0.5 mm	Type F: 3 mm	Type A: 2.1 mm	Type B: 6.1 mm	Type C: 8.6 mm	Type D: 11.3 mm	Type E: 0.5 mm	Type F: 3 mm									
BSA - 68	68	BSA Thread	-	BSA30																					
BSA - 73	73	BSA Thread	37,75	BSA30																					
			39			1																	1		
BB30 - 68	68	42	-	BB30				1	1																
BB30 - 73	73	42	-	BB30				1	1																
			37,75			1																	1		
BB30 - 83	83	42	-	BB30	2			1																	
BB84	84,5	42	-	BB30				1																	
PF30 - 68	68	46	-	PF4630				1	1																
				UBB PF30				1	1																
PF30 - 73	73	46	-	PF4630				1	1																
				UBB PF30				1	1																
				PF4630				1			2														1
				UBB PF30				1			2														2
PF30 - 83	83	46	-	PF4630	2			1																	
				UBB 386	2																				
BB89	89,5	41	-	PF4130	1	1																			
BB92	92	41	43,5	PF4130																					
			44,75			1	1																	2	
CANNONDALE * Ai PF30A/73/83 BB30A/73/83					NOT COMPATIBLE																				

KAPIC CARBON Axle compatibility chart



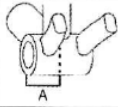
MTB BOOST FRAME	AXLE		
Chainline 52 mm Q-Factor 169,5 mm	L135	L141	L144
KAPIC Carbon	✓		

MTB SUPERBOOST FRAME	AXLE		
Chainline 56,5 mm Q-Factor 178,5 mm	L135	L141	L144
KAPIC Carbon			✓

KAPIC CARBON 135 mm axle

Frame Cuadro				Compatible BB Pedalier compatible	NDS - L						DS - R										
					Type A: 2.1 mm	Type B: 6.1 mm	Type C: 8.6 mm	Type D: 11.3 mm	Type E: 0.5 mm	Type F: 3 mm	Type A: 2.1 mm	Type B: 6.1 mm	Type C: 8.6 mm	Type D: 11.3 mm	Type E: 0.5 mm	Type F: 3 mm					
BSA - 68	68	BSA Thread	-	BSA30	1						1	1									
BSA - 73	73	BSA Thread	-	BSA30	1															1	
			37,75		1														2	1	
			39						1											1	
BB30 - 68	68	42	-	BB30	1			1		1	1						1			1	
BB30 - 73	73	42	-	BB30	1			1	1								1			1	
			37,75					1	2				1	1							1
BB30 - 83	83	42	-	BB30			1		1							1					
BB84	84,5	42	-	BB30			1				1	1									
PF30 - 68	68	46	-	PF4630	1			1		1	1					1				1	
				UBB PF30	1					1	1	1									1
PF30 - 73	73	46	-	PF4630	1			1	1							1				1	
				UBB PF30						1											1
			37,75	PF4630				1	2				1	1							1
				UBB PF30	1															2	
PF30 - 83	83	46	-	PF4630			1		2						1						
				UBB 386			1		2						1						
BB89	89,5	41	-	PF4130					2	1										1	
BB92	92	41	43,5	PF4130	2				1												
			44,75					1	1												2
CANNONDALE® Ai PF30A/73/83 BB30A/73/83				NOT COMPATIBLE																	

KAPIC CARBON 144 mm axle

Frame Cuadro				Compatible BB Pedalier compatible	NDS - L						DS - R										
					Type A: 2.1 mm	Type B: 6.1 mm	Type C: 8.6 mm	Type D: 11.3 mm	Type E: 0.5 mm	Type F: 3 mm	Type A: 2.1 mm	Type B: 6.1 mm	Type C: 8.6 mm	Type D: 11.3 mm	Type E: 0.5 mm	Type F: 3 mm					
BSA - 68	68	BSA Thread	-	BSA30	2	1										1			2		
BSA - 73	73	BSA Thread	-	BSA30	1															2	
			37,75		1																
			39		1						1									2	
BB30 - 68	68	42	-	BB30		1		1	1	1						1	1			2	
BB30 - 73	73	42	-	BB30	1		1	2							1					2	
			37,75		1		1							1	1						
BB30 - 83	83	42	-	BB30	1			1	1		1					1					
BB84	84,5	42	-	BB30	2		1					2								1	
PF30 - 68	68	46	-	PF4630			1	1	2						1	1				2	
				UBB PF30	2	1										1					2
PF30 - 73	73	46	-	PF4630	1			1	2					1		1				2	
				UBB PF30	1				2				1								2
			37,75	PF4630	1		1								1	1					
				UBB PF30	1									1							
PF30 - 83	83	46	-	PF4630	1			1	1		1										
				UBB 386	1				1		1				1						
BB89	89,5	41	-	PF4130	1	1								1	1						
BB92	92	41	43,5	PF4130																	
			44,75		1	1															1
CANNONDALE® Ai PF30A/73/83 BB30A/73/83				NOT COMPATIBLE																	